

#15,398

**Delores Shelton, CIO, CCT
Hunt County Treasurer**

FY 11: Monthly Report, September 2018

FILED FOR RECORD
at 11:10 o'clock a M

DEC 21 2018

JENNIFER LINDENZWEIG
County Clerk, Hunt County, TX
By J. Lindenzweig

The Treasurers' Monthly Report includes money received and disbursed as well as funds invested and debt due by Hunt County. The Treasurer's Books and the Auditor's General Ledger agree. The Bank Statements have been reconciled and approved by the County Auditor.


This affidavit must state the amount of cash and other assets that are in the custody of the county treasurer at the time of the examination. (LGC 114.026) **Month End Balance: \$29,618,558.78**


Therefore, Delores Shelton, County Treasurer of Hunt County, Texas, who being fully sworn, upon oath says that the within and foregoing report is true and correct to the best of her knowledge.

This report will be filed with accompanying reports this 21, December 2018.



Delores Shelton, Hunt County Treasurer


Commissioners' Court having compared and examined the Treasurer's Report as presented and subject to independent auditor's review, certify the report to be correct and therefore request it be filed with the official minutes of this meeting. LGC 114.026(c)


Eric Evans, Comm., Pct #1


Jim Latham, County Judge Pro-Tem


Tod McMahan, Comm., Pct #2


Phillip Martin, Comm., Pct #3


Jim Latham, Comm., Pct #4

**Hunt County Treasurer
Monthly Report
September 2018**

Hunt County Funds	Beginning Balance	Money Received	Money Disbursed	Transfer In/Out Investment	Month End Balance
10-GENERAL	5,312,668.11	1,169,964.60	-2,572,256.08	1,000,000.00	4,910,376.63
10-TexPool Investment	1,062,529.28	1,742.51	0.00	0.00	1,064,271.79
10-TexStar Investment	2,781,245.71	4,569.92	0.00	0.00	2,785,815.63
10-InWood Nat'l Bank CD	577,575.30	613.18	0.00	0.00	578,188.48
10-InWood Nat'l Bank CD-2	518,015.52	549.95	0.00	0.00	518,565.47
10-TexPool Invstmnt,Jail	3,221,655.84	5,283.43	0.00	0.00	3,226,939.27
10-Logic G.O.	7,006,379.27	11,454.55		-1,000,000.00	6,017,833.82
10-General Fund Totals:	20,480,069.03	1,194,178.14	-2,572,256.08	0.00	19,101,991.09
15-Exchange Bldg	829,158.75	66,658.02	-23,208.78		872,607.99
20-Law Library	16,172.08	17,124.85	-7,420.21		25,876.72
21-R&B #1	46,348.73	73,947.24	-112,281.58	50,000.00	58,014.39
21-R&B #1, TexPool Invest	129,361.95	212.12	0.00	0.00	129,574.07
21-R&B #1, Logic	884,588.97	1,543.43	0.00	-50,000.00	836,132.40
21-R&B #1 Fund Totals:	1,060,299.65	75,702.79	-112,281.58	0.00	1,023,720.86
22-R&B #2	28,674.17	53,222.42	-94,006.45	60,000.00	47,890.14
22-R&B #2, TexPool Invest	14,965.43	24.53	0.00	0.00	14,989.96
22-R&B #2, Logic	297,460.15	463.91		-60,000.00	237,924.06
22-R&B #2 Fund Totals:	341,099.75	53,710.86	-94,006.45	0.00	300,804.16
23-R&B #3	37,814.79	53,697.52	-133,950.20	100,000.00	57,562.11
23-R&B #3, TexPool Invest	89,661.58	147.05	0.00	0.00	89,808.63
23-R&B #3, Logic	579,102.15	924.61	0.00	-100,000.00	480,026.76
23-R&B #3 Fund Totals:	706,578.52	54,769.18	-133,950.20	0.00	627,397.50
24-R&B #4	17,011.56	53,116.67	-163,285.17	140,000.00	46,843.06
24-R&B #4, TexPool Invest	51,099.74	83.79	0.00	0.00	51,183.53
24-R&B #4, Logic	824,914.86	1,320.17	0.00	-140,000.00	686,235.03
24-R&B #4 Fund Totals:	893,026.16	54,520.63	-163,285.17	0.00	784,261.62
25-Health Private	-1,718.81	5,574.32	-4,597.05		-741.54
26-State Health Services	-7,579.60	6,385.56	-29,484.87		-30,678.91
27-Hunt County Grants	-248,349.82	231,567.37	-7,332.44		-24,114.89
44-Road Bonds	31,072.67	0.00	-86,749.51	150,000.00	94,323.16
44-Road Bonds, Logic	4,548,004.09	8,072.76		-150,000.00	4,406,076.85
44-Road Bond Totals:	4,579,076.76	8,072.76	-86,749.51	0.00	4,500,400.01
45-Capital Improvement	0.00	0.00	0.00		0.00
61-Right of Way Fund	13,165.62	0.00	0.00		13,165.62
61-Right of Way FundTxPoc	9,246.05	15.17	0.00		9,261.22
61-Right of Way Fund Total	22,411.67	15.17			22,426.84
68-JP, DDC Fee Fund	140,255.80	2,164.38	-561.90		141,858.28

**Hunt County Treasurer
Monthly Report
September 2018**

Hunt County Funds	Beginning Balance	Money Received	Money Disbursed	Transfer In/Out Investment	Month End Balance
70-Voter Admin 19	0.00	1,860.00	-1,860.00		0.00
71-DC Record Managmnt	15,248.26	434.59	0.00		15,682.85
74-Elections Special	76,616.51	3,227.48	-1,062.42		78,781.57
75-CA-DWI	13,780.28	259.92	0.00		14,040.20
77-PreTrial Intervention	12,229.01	4,465.00	0.00		16,694.01
81-CC Rec Mgt Preservatic	743,541.22	18,890.70	-216,876.44		545,555.48
82-Courthouse Security	60,709.85	4,448.67	-470.72		64,687.80
83-Justice Court Sec.	64,509.82	546.23	-431.89		64,624.16
84-District Clerk Archive	45,415.80	671.80	0.00		46,087.60
85-Co & District Court Tecl	2,955.82	543.76	0.00		3,499.58
86-County Record Preserv	88,838.15	2,368.27	-3,112.34		88,094.08
87-Justice Court Technolo	26,104.79	2,196.91	-666.47		27,635.23
88-County Clerk Archive	760,395.72	16,890.00	-483,900.00		293,385.72
89-County Record Mgt Pre	47,922.21	2,272.76	0.00		50,194.97
91-LEOSE	52,617.76	75.00	-224.25		52,468.51
95-Juv Prob. Center Fnd	581,056.82	6,813.07	-35,998.41		551,871.48
96-Juv Prob "A-Z" Grant	21,523.11	61,732.26	-58,389.01		24,866.36
<hr/>					
50-Debt Service (I&S)	181,907.35	7,775.89	-1,854.61	0.00	187,828.63
50-Debt Service TexPool Ir	146,510.55	240.27	0.00	0.00	146,750.82
50-Debt Service Fund Tota	328,417.90	8,016.16	-1,854.61	0.00	334,579.45
<hr/>					
Total of Funds:	31,752,382.97	1,906,156.61	-4,039,980.80	0.00	29,618,558.78

Invested Funds
September 2018

GENERAL Fund	Rate	Month Balance	
Logic	2.2112%	6,017,833.82	42.40%
Texpool	1.9953%	4,291,211.06	30.24%
Texstar	1.9995%	2,785,815.63	19.63%
InWood NTL CDs	1.2500%	1,096,753.95	7.73%
TOTAL:		14,191,614.46	100.00%

Road & Bridge 1	Rate	Month Balance	
Logic	2.2112%	836,132.40	86.58%
Texpool	1.9953%	129,574.07	13.42%
TOTAL:		965,706.47	100.00%

Road & Bridge 2	Rate	Month Balance	
Logic	2.2112%	237,924.06	94.07%
Texpool	1.9953%	14,989.96	5.93%
TOTAL:		252,914.02	100.00%

Road & Bridge 3	Rate	Month Balance	
Logic	2.2112%	480,026.76	84.24%
Texpool	1.9953%	89,808.63	15.76%
TOTAL:		569,835.39	100.00%

Road & Bridge 4	Rate	Month Balance	
Logic	2.2112%	686,235.03	93.06%
Texpool	1.9953%	51,183.53	6.94%
TOTAL:		737,418.56	100.00%

(Also at 100% each as stated below)

Logic: Road Bonds	4,406,076.85
TexPool: Right of Way	9,261.22
TexPool: Debt Service I&S	146,750.82

Total Investments: **\$21,279,577.79**

**Hunt County Treasurer
Monthly Report
September 2018**

HUNT COUNTY DEBT

	Mo. Beginning	Payment	Balance Due
Reserve State Comptroller	806,283.82	-1,888.23	804,395.59
Reserve St Comptroller II	145,030.82	-2,960.00	142,070.82
2015 Tax Notes	1,915,000.00	0.00	1,915,000.00
Series 2015 Refund Bonds	1,010,000.00	0.00	1,010,000.00
2017 Road Bond Payable	5,510,000.00	0.00	5,510,000.00
2017 Road Bond Prem	289,750.00	0.00	289,750.00
Liability Comp Absence	382,716.00	0.00	382,716.00
R&B 2 Equipmnt BB&T	50,417.71	-12,583.49	37,834.22
R&B 2 Equipmnt SPFC	37,599.80	-8,965.54	28,634.26
R&B 3 Equipmnt SPFC	206,225.74	-7,294.79	198,930.95
R&B 1 770G M/G BB&T	-15,831.99	238,006.31	222,174.32
OPEB Pension Liability	6,665,441.00	0.00	6,665,441.00
GASB 68 Pension Liability	5,996,840.00	0.00	5,996,840.00
Def. Resource Inflow Pensn	802,568.00		802,568.00
Totals:	23,802,040.90	204,314.26	24,006,355.16

Historical Comparison

2018	TexPool	Tex Star	Logic		InWood-CD	InWood-CD
January	1.2989%	1.2900%	1.5224%		1.25%	1.25%
February	1.3438%	1.3518%	1.5898%		1.25%	1.25%
March	1.5156%	1.4995%	1.7228%		1.25%	1.25%
April	1.6704%	1.6304%	1.9293%		1.25%	1.25%
May	1.7159%	1.7258%	2.0273%		1.25%	1.25%
June	1.8110%	1.8300%	2.1078%		1.25%	1.25%
July	1.8896%	1.8965%	2.1750%		1.25%	1.25%
August	1.9205%	1.9225%	2.1843%		1.25%	1.25%
September	1.9953%	1.9995%	2.2112%		1.25%	1.25%
October						
November						
December						

2017	TexPool	Tex Star	Logic		InWood-CD	InWood-CD
January	0.5385%	0.5452%			1.25%	1.25%
February	0.5591%	0.5533%			1.25%	1.25%
March	0.6222%	0.6269%			1.25%	1.25%
April	0.7121%	0.7140%			1.25%	1.25%
May	0.7689%	0.7535%			1.25%	1.25%
June	0.8817%	0.8631%	1.1333%		1.25%	1.25%
July	0.9714%	0.9827%	1.2408%		1.25%	1.25%
August	0.9989%	1.0343%	1.2660%		1.25%	1.25%
September	1.0151%	1.0384%	1.2827%		1.25%	1.25%
October	1.0318%	1.0482%	1.2845%		1.25%	1.25%
November	1.0506%	1.0695%	1.2913%		1.25%	1.25%
December	1.1764%	1.1762%	1.3784%		1.25%	1.25%

2016	TexPool	Tex Star			InWood-CD	InWood-CD
January	0.2674%	0.2713%			1.25%	1.25%
February	0.3010%	0.3147%			1.25%	1.25%
March	0.3273%	0.3450%			1.25%	1.25%
April	0.3380%	0.3696%			1.25%	1.25%
May	0.3399%	0.3664%			1.25%	1.25%
June	0.3633%	0.3927%			1.25%	1.25%
July	0.3690%	0.3861%			1.25%	1.25%
August	0.3737%	0.3990%			1.25%	1.25%
September	0.3799%	0.4123%			1.25%	1.25%
October	0.3828%	0.4202%			1.25%	1.25%
November	0.3987%	0.4144%			1.25%	1.25%
December	0.4570%	0.4815%			1.25%	1.25%

2015	TexPool	Tex Star	Chase	Retiree	InWood-CD	InWood-CD	ANB
January	0.0465%	0.0542%	0.0300%	0.0300%	0.95%		
February	0.0441%	0.0548%	0.0300%	0.0300%	0.95%		